



IDEAL NETWORKS

NavITEK NT (Plus/Pro)





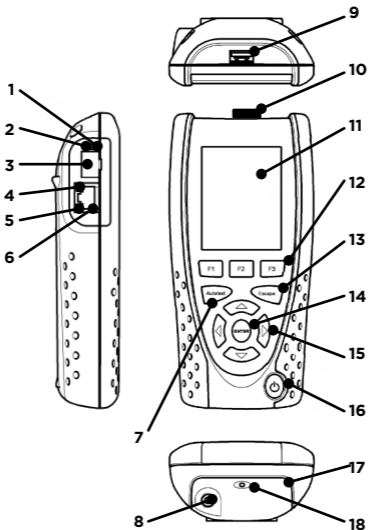
Quick Reference Guide
151883 Issue 1

© IDEAL INDUSTRIES Networks Ltd 2018

A subsidiary of IDEAL INDUSTRIES INC.



IDEAL INDUSTRIES, INC.



- 1 Optical link LED (Pro only)
- 2 Optical activity LED (Pro only)
- 3 Optical port (SFP) (Pro only)
- 4 Ethernet LED
- 5 Activity LED
- 6 Cable socket
- 7 Autotest button
- 8 DC in connector
- 9 USB socket
- 10 Wi-Fi adapter
- 11 Touchscreen display
- 12 Function buttons
- 13 Escape button
- 14 ENTER button
- 15 Cursor buttons
- 16 Power button
- 17 Battery module
- 18 Charging indicator LED

Charging Indicator LED (18)	Status
Green	Charging
Off	Charging complete
Flashing	Not charging

Four Ways to Navigate

A



B



C



Escape - returns to previous screen




ENTER - accepts selection

D

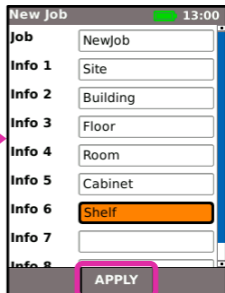
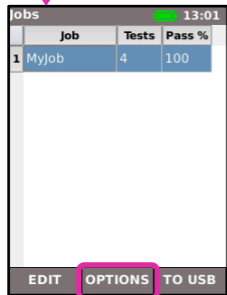


SETUP

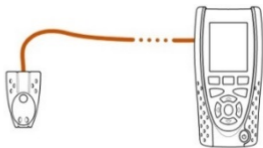
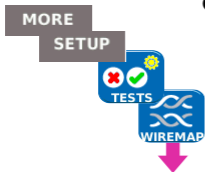
F1



Job Setup



Cable Testing



Custom 01:24

Cable Type Custom

Shield Type UTP/STP

Display Preference 568B

Cable Name Cable1

	1	<input type="checkbox"/>
	2	<input type="checkbox"/>
	3	<input type="checkbox"/>
	4	<input type="checkbox"/>
	5	<input type="checkbox"/>
	6	<input type="checkbox"/>
	7	<input type="checkbox"/>
	8	<input type="checkbox"/>
	S	<input type="checkbox"/>

MORE

Custom 01:42

Use Custom NVP

Custom NVP (%) 70

Split Pair

Xover Allowed

MORE APPLY



2/5000 18:32

Wiremap

Auto Save On

Myjob

JOBs STOP MORE

Wiremap 01:41

STRAIGHT

Cat6 568B UTP/STP

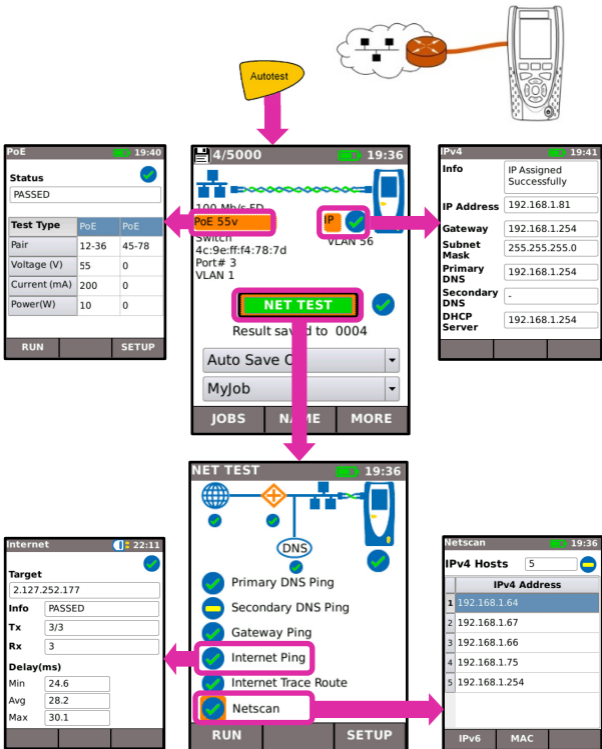
	1	10m
	2	10m
	3	10m
	4	11m
	5	11m
	6	10m
	7	9m
	8	9m
	S	S

10m

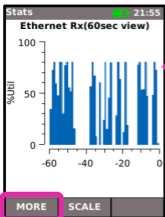
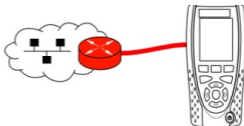
FAULT

RUN SETUP

Network Testing over Copper



Network Testing over Fiber (Pro only)



VLAN 00:59

Max Rx Bandwidth (Mb/s)
743.504

Detected VLAN IDs
20, 35

VLAN ID
50

Change VLAN
20

MORE APPLY

Port 18:59

	Port
Speed	100 Mb/s-FD
Duplex	Full
MDI/MDIX	MDI
Signal Lvl	Normal
Polarity	Normal

MORE

4/5000 19:36

Opt 1000 Mb/s
Rx Pwr -4.13 dB
J0:23:47:cb:3b:3f
ProCurve 2910al-24G-P
Port# 1
VLAN -

NET TEST

result saved to 0004

Save On

TESTS

19:40

System Name: ProCurve
2910al-24G-PoE Switch
System Description: ProCurve
J9146A 2910al-24G-PoE Switch
IP Address: -
Port Address:
00:23:47:cb:3b:3f
Port Description: 1
Capabilities: B
VLAN: -

Optical 12:13

Status

Available

Vendor
AVAGO

Part No.
AFBR-57LSAPZ

Rx Pwr (dBm)
-4.13

Tx Pwr (dBm)
-5.11

Tests 02:32

PING4 PING6

LOOP BLINK

RESET SAVE SETUP

Ping4 03:30

Target
2.127.237.172

Info PASSED

Tx 3/3

Rx 3

Delay(ms)

Min 29.7

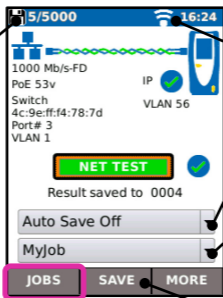
Avg 30.1

Max 30.3

RUN SETUP

Test Reports

5 tests are saved /
memory capacity
is 5000 tests



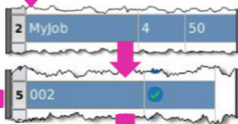
Indicates Wi-Fi
is enabled

Select result
saving mode

Select current
Job

Save the result
manually when
Auto Save is Off

View
result



Select job

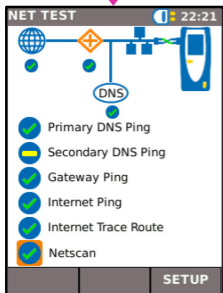
Select result



OR Save
report to
USB

OR Smartphone
downloads reports using
IDEAL AnyWARE™
app. for Android™ /
Apple

TO USB



Apple is a trademark of Apple Inc., registered in the
U.S. and other countries.

Android is a trademark of Google Inc.

Menu Map

